

REIDBROTHERS | UK
Since 1868

Reid Brothers | Unit 1 | Roseberry Court,
Ibros Business Park | Glasgow G51 2JR | UK

T: +44 (0)141 425 1060 | F: +44 (0)141 440 2257

E: sales@reidbrothers.co.uk

www.surefast-strapping.co.uk

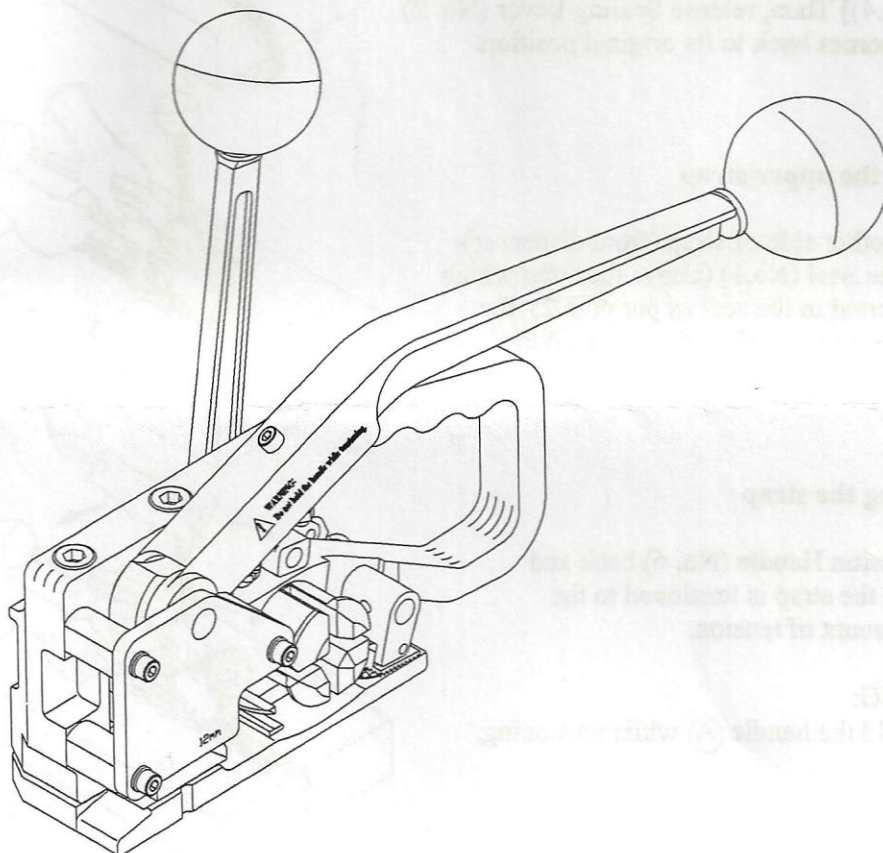
SUREFAST[®]
STRAPPING SYSTEMS

H-44 (For P.P. / PET Straps)

OPERATION INSTRUCTIONS

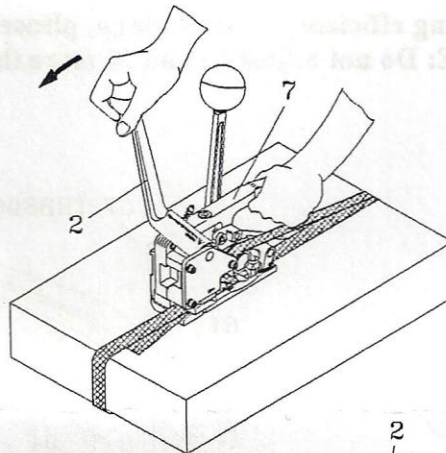
&

SPARE PARTS LIST



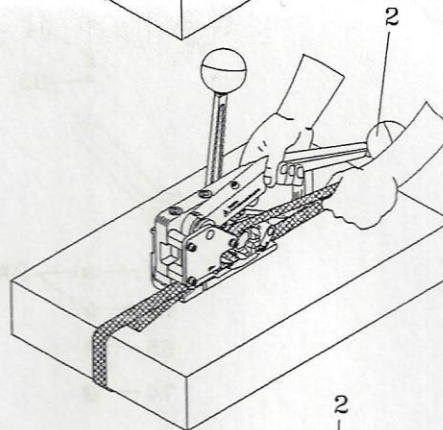
5. Sealing the strap

Hold the Body (No. 7) and use the other hand to pull Sealing Lever (No. 2) forward to the stop.



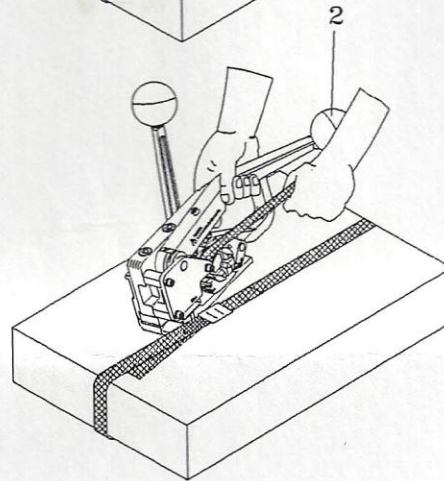
6. Cutting off the strap

Press Sealing Lever (No. 2) down to the bottom to cut the strap.



7. Removing the tool

Remain the sealing lever as point 6 and remove the tool from the strap to the right. The strapping procedure is completed.



Caution:

The tension force is calculated by the applied manual force multiplied by 10.
Thus the tension force is $20\text{kg} \times 10 = 200\text{kg}$ if the applied manual force is 20kg at the tension lever.

Too much manual force at the tension lever would make some components worn easily.

The available maximum tension force: For H-44-12 (for 12mm strap) 200kg
For H-44-16 (for 16mm strap) 300kg

**If sealing efficiency is not enough, please adjust 65 and 74 upwards.
(NOTE: Do not adjust 65 and 74 more than 2mm.)**

